

TWO POST LIFTS

SPOA3T/SPOA40

SPO40/54/55/65



SPOA3T

The SPOA3T 2 post lifts offer maximum drive-through clearance with minimum external dimensions. The asymmetrical design of the posts and supporting arms also provides a spacious pick-up area.



The image shows SPOA3TS with second control panel and accessories.

DETAILS

The asymmetrical design of the posts and supporting arms also provides a spacious pick-up area.

The supporting arms are automatically locked in position during the lifting operation. Once the lift has been completely lowered, this interlock is automatically released. The very narrow spacing between the locking positions and a manual unlocking function enhance the ease of use.

OPTIONS


Manual control

- Conventional operation using one hand
- Manual lock release.

OPTIONS

Electrical control

- Single-hand operating unit on both lifting columns possible.
- Electrically triggered safety latches.
- Lifting and lowering with push buttons.
- Integrated 220V connection and prepared for compressed air connection at 2nd panel (SOA3TS)



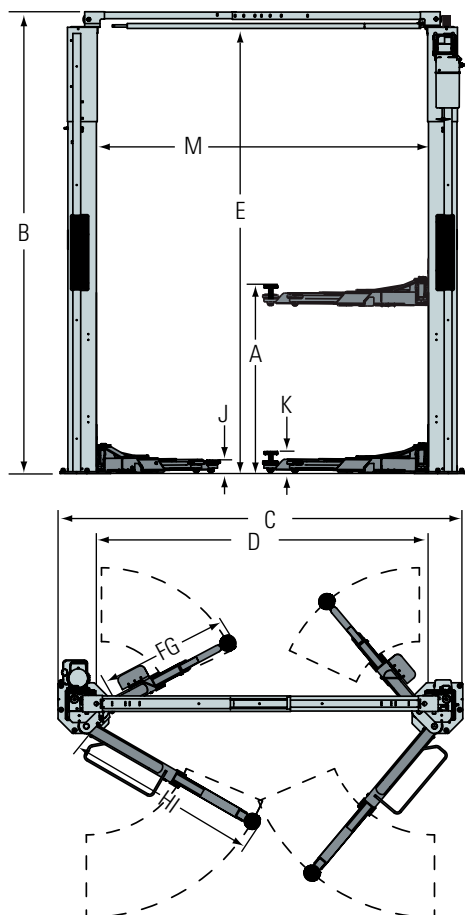
Support Arms	Asymmetrical 3 sectional support arms in front.		Asymmetrical 3 sectional support arms front and rear.	
Model	SPOA3TM-5	SPOA3TS-5	SPOA3TM-5SC	SPOA3TS-5SC
Load Capacity	3500kg	3500kg	3500kg	3500kg
(A) Stroke	1957mm	1957mm	1957mm	1957mm
(B) Overall Height EH1 (B) Overall Height EH2	3765mm 4170mm	3765mm 4170mm	3765mm 4170mm	3765mm 4170mm
(C) Overall Width	3000mm	3000mm	3000mm	3000mm
(D) Drive Through Width	2336mm	2336mm	2520mm	2520mm
(E) Switchoff Level EH1 (E) Switchoff Level EH2	3631mm 4170mm	3631mm 4170mm	3631mm 4170mm	3631mm 4170mm
(F) Support Bracket Length On Front Min	550mm	550mm	585mm	585mm
(G) Support Bracket Length On Front Max	1106mm	1106mm	1195mm	1195mm
(H) Support Bracket Length On Rear Min	876mm	876mm	585mm	585mm
(I) Support Bracket Length On Rear Max	1472mm	1472mm	1195mm	1195mm
(J) Rotary Plate Height Min	94mm	94mm	85mm	85mm
(K) Rotary Plate Height Max	155mm	155mm	145mm	145mm
(M) Clear Span Between	2560mm	2560mm	2740mm	2740mm
Driving Power	4kW	4kW	4kW	4kW
Power Supply Voltage (Electrical)	400 V, 50Hz	400 V, 50Hz	400 V, 50Hz	400 V, 50Hz
Lifting Time	30 sec approx	30 sec approx	30 sec approx	30 sec approx
Required Ceiling Height EH1	3815mm	3815mm	3815mm	3815mm
Required Ceiling Height EH2	4230mm	4230mm	4230mm	4230mm
M Manual Operation S Push Button Operation				



The asymmetrical construction combined with the design of the supporting arms provides good door clearance – either in front of or behind the lifting post.



ACCESSORIES



Support kit for delivery trucks/vans
(4 x U-support), Article No. FJ6173



Vehicle security for rotary plate with
120 mm diameter, Article No. FS6353-1



Rotary adaptor extension kit for
passenger cars (4 x 89 mm, 4 x 127 mm),
Article No. FJ6199



Tool storage trays, magnetic,
Article No. FA5921

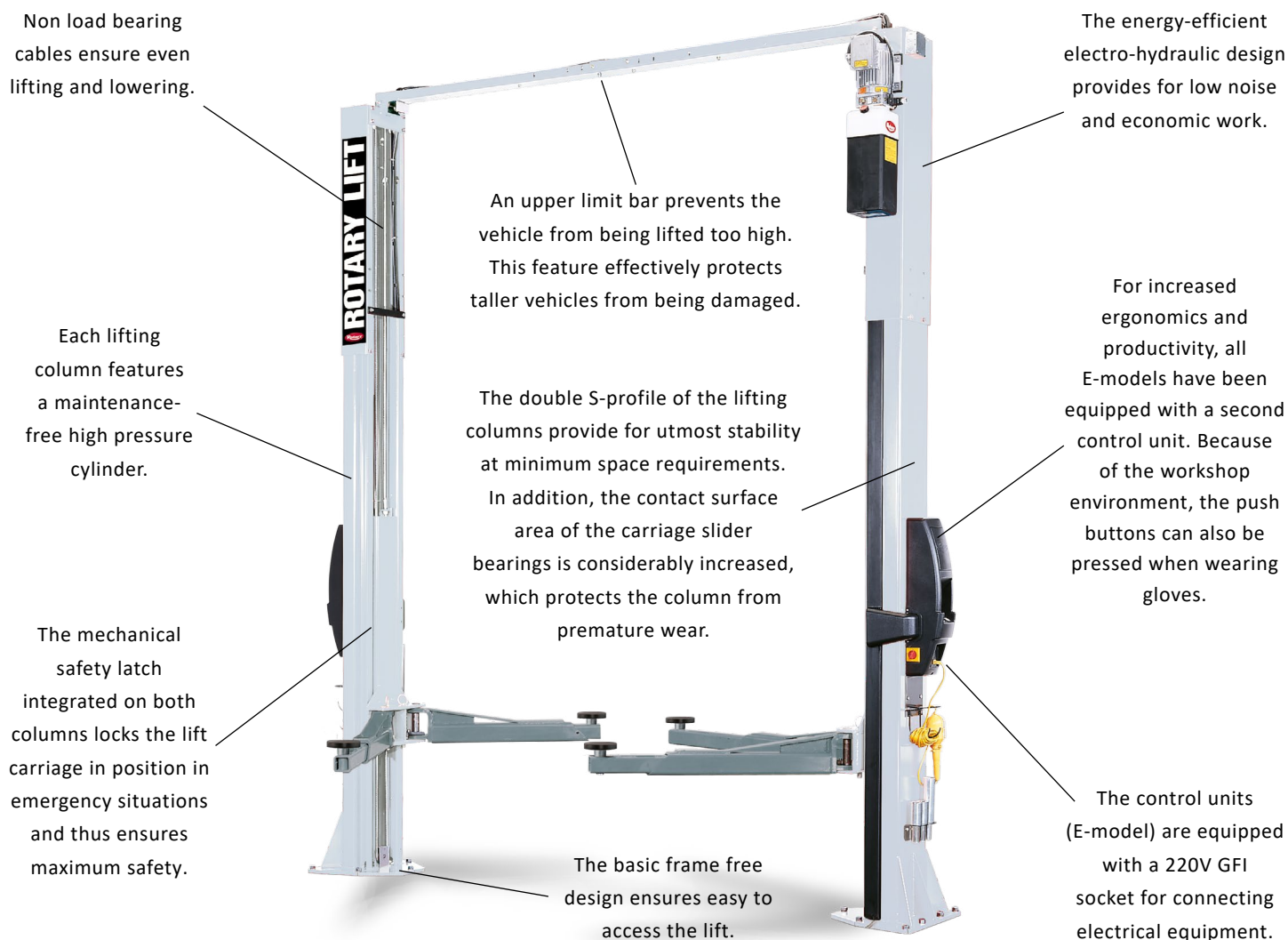


New manual control options for
3T lift SPOA3TM



SPOA40NB, SPOA40, SPO40

Electro hydraulic two-post lifts of the SPO series can be tailored perfectly to fit the application and can be combined with up to three different column heights. There are manual and one electrical controller versions to choose from.



The image shows SPO40E with optional accessories.

DETAILS

The supporting arms are automatically locked in position during the lifting operation. Once the lift has been completely lowered, this interlock is automatically released. The very narrow spacing between the locking positions and a manual unlocking function enhance the ease of use.

The powerful hydraulic unit is flange-mounted in the upper area of the lifting column. The motor is equipped with a temperature-operated switch as an overload protection. It is protected against outside influences and ensures more freedom of action and low noise in the work bay.

OPTIONS


Manual control

- Conventional operation using one hand
- Manual lock release.

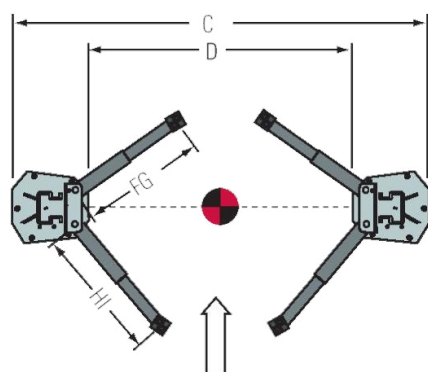
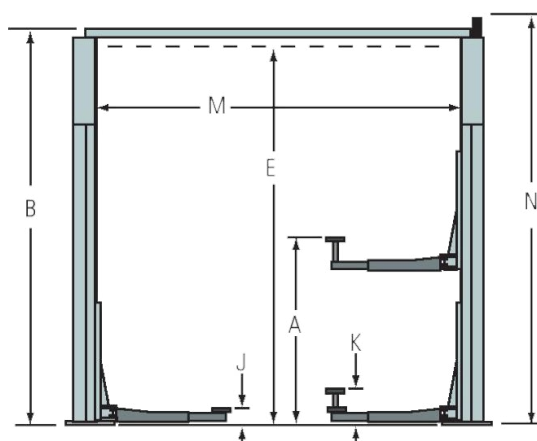
OPTIONS

Electrical control

- Single-hand operating unit on both lifting columns.
- Electrically triggered safety latches.
- Lifting and lowering with push buttons, one control unit with integrated 220V connection, and the other panel prepared for compressed air connection.



Support Arms	Asymmetrical 2x3-sections, short (in front) 2x2-sections, long (rear)		Asymmetrical 2x3-sections, short (in front) 2x2-sections, long (rear)		Asymmetrical 2x3-sections, short (in front) 2x2-sections, long (rear)		Symmetrical 4x3-sections	
Model	SPOA40M-NB	SPOA40E-NB	SPOA40M-5	SPOA40E-5	SPOA40M-5AP	SPOA40E-5AP	SPO40M-5	SPO40E-5
Load Capacity	4500kg	4500kg	4500kg	4500kg	4500kg	4500kg	4500kg	4500kg
(A) Stroke	1957mm	1957mm	1957mm	1957mm	1957mm	1957mm	1979mm	1979mm
(B) Overall Height EH1	3765mm	3765mm	3765mm	3765mm	3765mm	3765mm	3765mm	3765mm
(B) Overall Height EH2	4170mm	4170mm	4170mm	4170mm	4170mm	4170mm	4170mm	4170mm
(B) Overall Height EH4	-	-	-	-	-	-	4780mm	4780mm
(C) Overall Width	3287mm	3287mm	3440mm	3440mm	3496mm	3496mm	3496mm	3496mm
(D) Drive Through Width	2393mm	2393mm	2546mm	2546mm	2602mm	2602mm	2602mm	2602mm
(E) Switchoff Level EH1	3760mm	3760mm	3760mm	3760mm	3760mm	3760mm	3760mm	3760mm
(E) Switchoff Level EH2	4065mm	4065mm	4065mm	4065mm	4065mm	4065mm	4065mm	4065mm
(E) Switchoff Level EH4	-	-	-	-	-	-	4675mm	4675mm
(F) Support Bracket Length On Front Min	550mm	550mm	550mm	550mm	550mm	550mm	700mm	700mm
(G) Support Bracket Length On Front Max	1106mm	1106mm	1106mm	1106mm	1106mm	1106mm	1500mm	1500mm
(H) Support Bracket Length On Rear Min	876mm	876mm	876mm	876mm	600mm	600mm	700mm	700mm
(I) Support Bracket Length On Rear Max	1472mm	1472mm	1472mm	1472mm	1280mm	1280mm	1500mm	1500mm
(J) Rotary Plate Height Min	95mm	95mm	95mm	95mm	95mm	95mm	109mm	109mm
(K) Rotary Plate Height Max	155mm	155mm	155mm	155mm	155mm	155mm	179mm	179mm
(M) Clear Span Between	2672mm	2672mm	2825mm	2825mm	2916mm	2916mm	2916mm	2916mm
Driving Power	4kW	4kW	4kW	4kW	4kW	4kW	4kW	4kW
Power Supply Voltage (Electrical)	400 V, 50Hz	400 V, 50Hz	400 V, 50Hz	400 V, 50Hz	400 V, 50Hz	400 V, 50Hz	400 V, 50Hz	400 V, 50Hz
Lifting Time	30 sec approx	30 sec approx	30 sec approx	30 sec approx	30 sec approx	30 sec approx	30 sec approx	30 sec approx
Required Ceiling Height EH1	3920mm	3925mm	3920mm	3925mm	3925mm	3920mm	3925mm	3925mm
Required Ceiling Height EH2	4230mm	4230mm	4230mm	4230mm	4230mm	4230mm	4230mm	4230mm
Required Ceiling Height EH4							4840mm	4840mm
M Manual Operation S Push Button Operation								



Symmetric

ACCESSORIES




Vehicle security for rotary plate with 120 mm diameter, Article No. FS6353-1



Support kit for delivery trucks/vans (4 x U-support), Article No. FJ6173



Rotary adaptor extension kit for delivery trucks/vans (4 x 200 mm), Article No. FJ6172



Sports car supporting arm (4 x 3-stage)




Rotary adaptor extension kit for passenger cars (4 x 89 mm, 4 x 127 mm), Article No. FJ7880BK

SPO55/65

Electro-hydraulic two-post lifts of the SPO series can be tailored perfectly to fit the application and can be combined with up to three different column heights. There is one manual and one electrical controller versions to choose from.



The image shows SPO55E.



Each lifting column features a maintenance-free high pressure cylinder.

The mechanical safety latch integrated on both columns locks the lift carriage in position and thus ensures maximum safety.

Non load bearing cables ensure even lifting and lowering.

The basic frame free design ensures easy to access the lift.

The energy-efficient electro-hydraulic design provides for low noise and economic work.

For increased ergonomics and productivity, all E-models have been equipped with a second control unit. Because of the workshop environment, the push buttons can also be pressed when wearing gloves.

The double S-profile of the lifting columns provide for utmost stability at minimum space requirements. In addition, the contact surface area of the carriage slider bearings is considerably increased, which protects the column from premature wear.

The image shows SPO65E with optional accessories.

DETAILS

The lift carriage bearings are made of self lubricating and absolutely maintenance-free Tivar® 1000 polyethylene. Two characteristics that help reduce operating expenses considerably.

The supporting arms are automatically locked in position during the lifting operation. Once the lift has been completely lowered, this interlock is automatically released. The very narrow spacing between the locking positions and a manual unlocking function enhance the ease of use.

OPTIONS


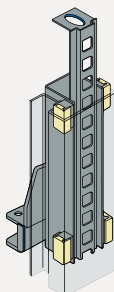
Manual control

- Conventional operation using two hands
- Manual lock release.

OPTIONS

Electrical control

- Single-hand operating unit on both lifting columns.
- Electrically controlled safety latches (SPO65 pneumatically).
- Sensitive pushbuttons.
- Integrated 220V connection, prepared for connecting compressed air.



Model	SPO55M-E	SPO55M-E-EH1	SPO55M-E-EH2	SPO55M-E-EH4
Load Capacity	5500kg	5500kg	5500kg	5500kg
(A) Stroke	1981mm	1981mm	1981mm	1981mm
(B) Overall Height	4170mm	4475mm	4780mm	5432mm
(C) Overall Width	3496mm	3496mm	3496mm	3496mm
(D) Drive Through Width	2607mm	2607mm	2607mm	2607mm
(E) Switchoff Level	4065mm	4360mm	4675mm	5327mm
(F) Support Bracket Length On Front Min	790mm	790mm	790mm	790mm
(G) Support Bracket Length On Front Max	1700mm	1700mm	1700mm	1700mm
(H) Support Bracket Length On Rear Min	790mm	790mm	790mm	790mm
(I) Support Bracket Length On Rear Max	1700mm	1700mm	1700mm	1700mm
(J) Rotary Plate Height Min	118mm	118mm	118mm	118mm
(K) Rotary Plate Height Max	178mm	178mm	178mm	178mm
(M) Clear Span Between	2916mm	2916mm	2916mm	2916mm
Driving Power	3kW	3kW	3kW	3kW
Power Supply Voltage (Electrical)	400 V, 50Hz	400 V, 50Hz	400 V, 50Hz	400 V, 50Hz
Lifting Time	ca. 60 sec	ca. 60 sec	ca. 60 sec	ca. 60 sec
Required Ceiling Height	4230mm	4535mm	4840mm	5492mm

Rotary adaptor extension kit for passenger cars (4 x 89 mm, 4 x 127 mm), SPO54 Article No. FJ7880BK



Rotary adaptor extension kit for delivery trucks/vans (4 x 200 mm), SPO54 Article No. FJ6172



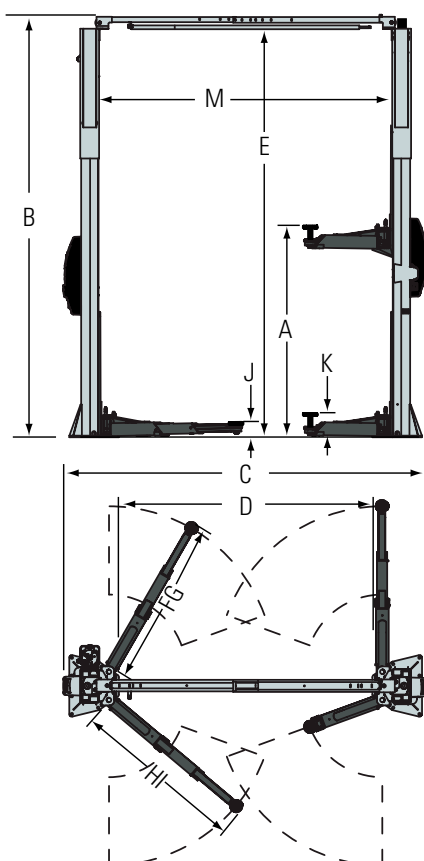
Turntable Set for SPO65 (4 pieces), Art.No. FJ6217MB



Vehicle security for rotary plate with 120 mm diameter (2 pieces), Article No. FS6353-1



Model	SPO65E-LBW	SPO65E-EH2-LWB
Load Capacity	6500kg	6500kg
(A) Stroke	2000mm	2000mm
(B) Overall Height	4570mm - 5028mm	4976mm - 5432mm
(C) Overall Width	3937mm	3937mm
(D) Drive Through Width	2687mm	2687mm
(E) Switchoff Level	4419mm - 4875mm	4791mm - 5247mm
(F) Support Bracket Length On Front Min	935mm	935mm
(G) Support Bracket Length On Front Max	1901mm	1900mm
(H) Support Bracket Length On Rear Min	935mm	935mm
(I) Support Bracket Length On Rear Max	1901mm	1900mm
(J) Rotary Plate Height Min	135mm	135mm
(K) Rotary Plate Height Max	163mm	163mm
(M) Clear Span Between	3058mm	3071mm
Driving Power	3kW	3kW
Power Supply Voltage (Electrical)	400 V, 50Hz	400 V, 50Hz
Lifting Time	ca. 60 sec	ca. 60 sec
Required Ceiling Height STD	4570mm - 5200mm	5600mm
Weight	1700kg	1700kg



ACCESSORIES

Support kit for Sprinter/Crafter (2 pieces) front, SPO65 Art. Nr. FJ6216MB



Support kit for Sprinter/Crafter (2 pieces) behind, SPO54 Art. No. FJ6215MB, SPO65 Art. No FJ6215MB +



Support kit for G-Class Item No. 120608



Support kit for Sprinter/Crafter (2 pieces) front, SPO54 Art. No. FJ6216



Support kit for delivery trucks/vans (4 x U-support), SPO54 Article No. FJ6173



Supporting arm extension SPO54, 300mm, Article No. AE-300





THE GARAGE EQUIPMENT SPECIALISTS

MAIN OFFICE: UNIT 7, MANOR BUSINESS PARK, WOODFORD HALSE, NORTHAMPTONSHIRE, NN11 3UB.



(01295) 768373



enquiries@bullworthy.co.uk



www.bullworthy.co.uk